



Engine Welder Portable Generator


Engine Welder



DLW-300ESW



DLW-400ESW



DAW500S

Specifications

M O D E L		DLW-300ESW	DLW-400ESW	DAW-500S		
DC Weldr	Type	Rectified DC Output				
	Rated output	kW	8.74	11.9	18	
	Rated current	A	280	350	460	
	Rated voltage	V	31.2	34	38.4	
	Current range	A	60~300	60~400	40~500	
	Duty-cycle	%	50	60	75	
	Rated speed	rpm	2,800			
AC Power	Rated output	Three	15			
	Rated voltage	Phase	200	200		
	Rated output	Single	8	9	3	
	Rated voltage	Phase	V	100	100	~240
	Frequency	Hz	50	50	50	
	Rated speed	rpm	2,800			
	Excitation		Brushless			
Set engine	Mode(Manufacture)	D905-KA(kubota)	D1005-KA(kubota)	D-1703(kubota)		
	Type	4-cycle,water-cooled diesel				
	No.of cylinder	3		3		
	Piston displacement	cc	898	1001	1,647	
	Rated output	PS	20		34.5	
	Rated speed	rpm	3,000	3,000	2,800	
	Lube oil capacity	l	5.1			
	Fuel tank capacity	l	36	42	45	
Dimensions(L×W×H)	mm	1,410×680×770	1,520×720×770	1,260×800×870		
Net weight(dry approx.)	kg	405	460	435		

Portable Generator



Specifications

M O D E L		SH2900DX	DA3000S	SH6000DX	YDG5500E
AC Output (Cont)	kVA	2.0	2.7	4.0	4.2
AC Output (Max)	kVA	2.4	-	5.5	4.6
Frequency	Hz	50	50	50	50
Voltage / Phase	V	230/Single	230/single	230/Single	230/Single
Fuel		Petrol	Diesel	Petrol	Diesel
Fuel tank capacity	l	17	15	17	13
Fuel consumption	l/h	1.0	0.8	2.5	1.8
Dimensions (L × W × H)	mm	605 × 422 × 474	820 × 570 × 710	655 × 511 × 496	720 × 480 × 578
Weight	kg	42	145	74	108